
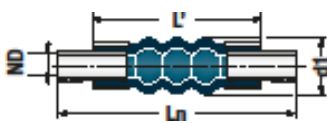


DILATOFLEX®

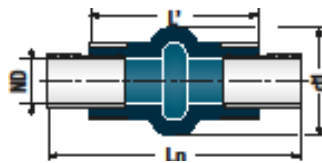
KLEDIL®



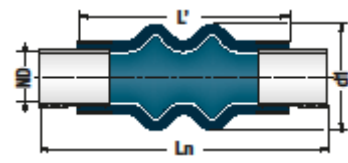
Nominal Diameter	Designation BSP Conical Threading (NF EN 10226)	O.D. (outside diameter)	Overall Length	Nominal Length	Max. Permissible Pressure	Max. Permissible Vacuum (% Vacuum)	Max. permissible movements (maximum values do not apply simultaneously)				Thrust in daN for P=1 bar	Axial Stiffness at Zero Pressure Axial Movement	Approximate Weight	
							Compression	Elongation	Shearing	Angle				
			d1 (mm)	L' (mm)	LN (mm)	WP (bar)	Ln-Lc (mm)	Le-Ln (mm)	R (mm)	α° (degree)		(N/mm) (ka)		
20	3/4	R 3/4"	50	160	220	12	100%	15	8	10	30	3	50	0.45
25	1	R 1"	55	160	220	9	100%	15	8	10	25	4	60	0.55
32	1 1/4	R 1 1/4"	66	160	230	9	100%	15	8	10	20	9	95	0.80
40	1 1/2	R 1 1/2"	94	160	230	7	70%	10	10	6	20	13	130	0.95
50	2	R 2"	105	210	290	7	70%	30	30	15	30	42	40	1.50



ND 20/25/32



ND 40



ND 50

Inner lining grade and working temperature

CC -35 °C
+90 °C/110 °C

DW -25 °C
+90 °C/105 °C

EPC -25 °C
+95 °C

GZ -20 °C
+90 °C