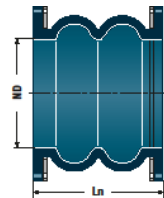
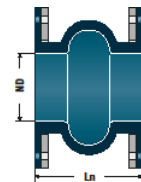
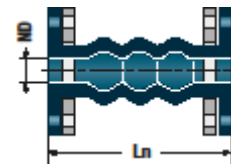


DILATOFLEX®

DILATOFLEX® NT



Types	Nominal Diameter	Nominal Length*	Drilling Standards ⁽¹⁾		Class 150	WP (bar)	Max. Permissible Pressure ^{(2), (3), (4)}	Steel Ring Required for Vacuum Greater than ...% Vacuum	Max. Permissible Movements (maximum values do not apply simultaneously)			End Thrust for P=1 bar at Ln	Approx. Weight (below only) ⁽⁵⁾	
			PN 10	PN 16					Ln-Lc (mm)	Le-Ln (mm)	R (mm)			α° (degree)
NT	20	3/4	150	X	X	12	100%	12	8	10	30	4.0	0.4	
	25	1	150	X	X	12	100%	15	8	10	25	6.0	0.4	
	32	1 1/4	150	X	X	12	100%	15	8	10	20	8.5	1.4	
NT 1	40	1 1/2	150	X	X	16	100%	30	20	15	20	48	1.1	
	50	2	150	X	X	16	100%	30	30	15	20	80	1.3	
	65	2 1/2	150	X	X	16	100%	30	30	15	20	115	1.6	
	80	3	150	X	X	16	100%	30	30	15	20	138	1.9	
	100	4	150	X	X	16	50%	30	30	15	20	190	2.4	
	125	5	150	X	X	16	50%	30	30	15	10	270	2.5	
	150	6	150	X	X	16	50%	30	30	15	10	370	3.0	
	175	7	150	X	-	16	50%	30	30	15	10	445	3.6	
	200	8	150	X	X	X	16	50%	30	30	15	10	560	4.0
	225	9	150	X	X	-	16	50%	30	30	15	10	700	4.6
	250	10	200	X	X	X	16	50%	25	30	30	9	800	8.0
NT 2	300	12	200	X	X	16	50%	25	30	30	8	1000	10.0	
	350	14	200	X	X	16	50%	25	30	30	7	1300	11.5	
	400	16	200	X	X	16	50%	25	30	30	6	1700	14.0	
	450	18	200	X	X	X	16	50%	25	30	30	5	2000	15.0
	250	10	300	X	X	X	16	30%	60	60	45	25	800	11.0
	300	12	300	X	X	X	16	30%	60	60	45	22	1100	13.0
	350	14	300	X	-	16	30%	60	60	45	18	1500	15.0	
NT 2	400	16	300	X	X	16	30%	60	60	45	16	1900	17.0	
	450	18	300	X	X	X	16	30%	60	60	45	14	2400	19.0



DILATOFLEX® NT expansion joints can be supplied:

- » with separate two-piece retaining rings
- » without retaining rings (except NT ES grade supplied with integral retaining rings for sizes ≥ 225 mm)

- (1) Other drillings available (e.g. PN6, PN25, PN40, BS10D-E), please consult us.
- (2) **CC** grade: W.P. 10 bar at +110 °C max. and W.P. 16 bar at +90 °C max.
- (3) **ES** rubber grade: W.P. is limited to 16 bar at W.T. +140 °C, and W.P. 25 bar at W.T. +70 °C.
- (4) Limited to the nominal pressure of the used drilling standard.
- (5) Expansion joints to be mounted with steel backing flanges in two parts (zinc-chromated, hot-dip galvanized or stainless steel).

Inner lining grade and working temperature

CC	-35 °C +90 °C/110 °C	DW	-25 °C +90 °C/105 °C	EPC	-25 °C +95 °C	AR/CN	-35 °C +90 °C
GZ	-20 °C +90 °C	YP	-25 °C +100 °C	AB	-35 °C +100 °C	TE	-25 °C +100 °C